



Modern Canopies

Ornamental Canopies

Entrance Canopies



" Ideal shading device for your house "



JM ROOFS
Precision. Quality. Excellence.

Modern
Window Canopy
by



ABOUT OUR WINDOW CANOPY

* What is a *Window canopy* & What a *canopy* does?

A window canopy is a **shading** device. They are extensions over your windows over which a fabric or metal covering is attached, able to provide shade or shelter from weather conditions such as sun, rain and wind.

Many modern materials are long-lasting, bright, easily cleaned, strong and flame-retardant. This material can be metal, polycarbonate, PVC or ACP. Modern frame materials offer high strength-to-weight ratios and corrosion resistance. The proper combination of these properties can result in safe, strong, economical and attractive products.

Canopies were created to reduce the impact of solar energy on the hard surfaces of your home – particularly glass. Canopies have the ability to block out up to **80%** of the direct heat load on a window which lowers your chances of heat transfer. Your rooms won't heat up nearly as quickly. This is particularly effective on East and West facing glazing that soaks up morning and evening sunshine.

* *JM Roofs & Window canopy.*

Window canopy is our **newest** product line, featuring **three** series or groups of products that address various consumer demands. The window canopy concept has been under development for the past **ten** years. For the last four years, we at JM Roofs have been surveying the industry in order to provide a unique product to consumers that has been thoroughly developed and detailed. This innovative shading device is ideal for all sorts of building typologies. It is both **functional** and **aesthetically pleasing** to give shade and elevation for your building.

Key Features :

- Contemporary Design
- Minimal Maintenance
- HQ raw material used
- Customisable product
- Factory Finish
- Flawless Fabrication

Our infrastructure, which includes a main office located in Chennai, Tamil Nadu. Our manufacturing plant and warehouse outfitted with high-end contemporary technology, tools, and equipment located in Tamil Nadu.

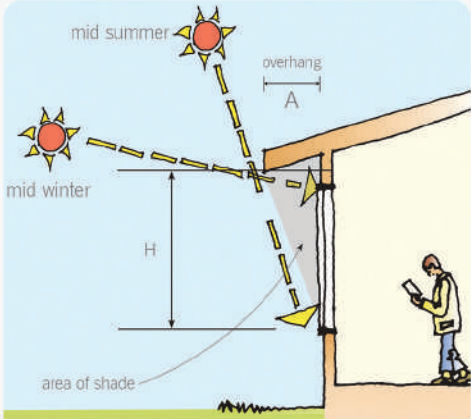
OUR PROJECTS




WINDOW & ENTRANCE CANOPY DETAILS



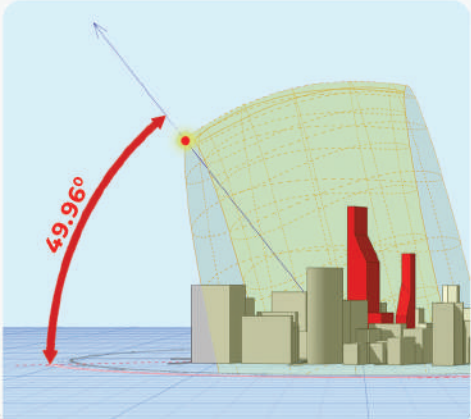
SHADING SYSTEM DESIGN ANALYSIS



**SHADING SYSTEM MECHANICS
(ILLUSTRATION)**
H - HEIGHT OF OPENING
A - WIDTH OF OVERHANG

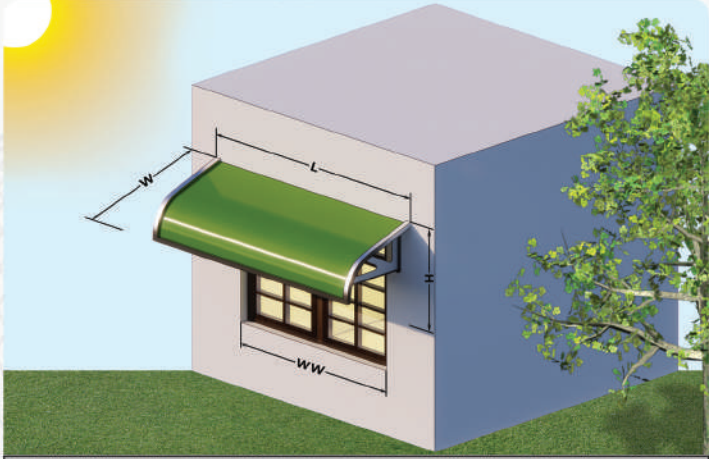


**SOLAR ANALYSIS
SUMMER SOLSTICE (JUNE - 21)
(ILLUSTRATION)**
SUN ALTITUDE ANGLE - 70.30°

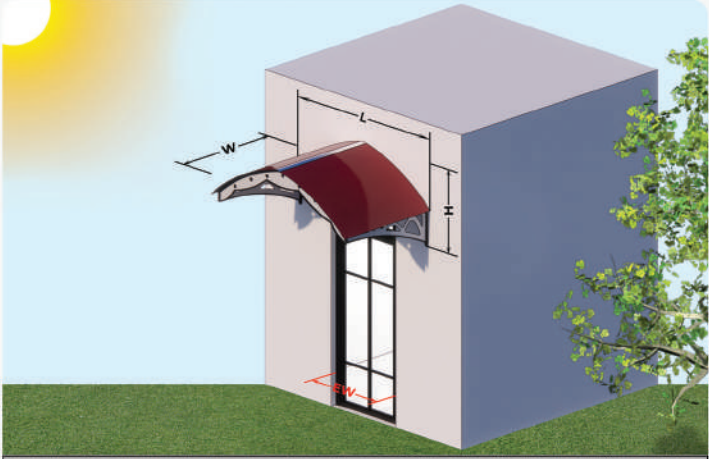


**SOLAR ANALYSIS
WINTER SOLSTICE (DECEMBER - 22)
(ILLUSTRATION)**
SUN ALTITUDE ANGLE - 49.96°

WINDOW & ENTRANCE CANOPY DETAILS



**WINDOW CANOPY ISOMETRIC VIEW
(ILLUSTRATION)**
WW - WINDOW WIDTH **L - CANOPY LENGTH**
W - CANOPY WIDTH **H - CANOPY HEIGHT**



**ENTRANCE CANOPY ISOMETRIC VIEW
(ILLUSTRATION)**
EW - ENTRANCE WIDTH **L - CANOPY LENGTH**
W - CANOPY WIDTH **H - CANOPY HEIGHT**

STANDARD WINDOW CANOPY SIZES

	1200 mm WINDOW WIDTH	1500 mm WINDOW WIDTH	1800 mm WINDOW WIDTH
WINDOW CANOPY SIZE (L X W)	1800 X 750 mm	2100 X 750 mm	2400 X 750 mm

STANDARD ENTRANCE CANOPY SIZES

	1200 mm ENTRANCE WIDTH	1500 mm ENTRANCE WIDTH	1800 mm ENTRANCE WIDTH
ENTRANCE CANOPY SIZE (L X W)	1800 X 1200 mm	2100 X 1200 mm	2400 X 1200 mm

THE SIZES SHOWN ABOVE ARE STANDARD SIZES. CUSTOMISED SIZES CAN ALSO BE TAILOR MADE FOR SPECIAL LOCATIONS & USES.



MODERN SERIES



MODERN SERIES - 01
CURVED TYPE

PRODUCT NAME : CONVEX
PRODUCT CODE : WC-MS-01
AVAILABLE SIZES : 4' / 5' / 6'



MODERN SERIES - 02
LEAN TYPE

PRODUCT NAME : HERITAGE
PRODUCT CODE : WC-MS-02
AVAILABLE SIZES : 4' / 5' / 6'



MODERN SERIES - 03
LEAN TYPE

PRODUCT NAME : TRADITIONAL
PRODUCT CODE : WC-MS-03
AVAILABLE SIZES : 4' / 5' / 6'



MODERN SERIES - 04
LEAN TYPE

PRODUCT NAME : STANDARD
PRODUCT CODE : WC-MS-04
AVAILABLE SIZES : 4' / 5' / 6'



MODERN SERIES - 05
CHINESE TYPE

PRODUCT NAME : MD - CONCAVE
PRODUCT CODE : WC-MS-05
AVAILABLE SIZES : 4' / 5' / 6'



MODERN SERIES - 06
CURVED TYPE

PRODUCT NAME : MD - END-CURVE
PRODUCT CODE : WC-MS-06
AVAILABLE SIZES : 4' / 5' / 6'



MODERN SERIES - 07
LEAN TYPE

PRODUCT NAME : SEMI
PRODUCT CODE : WC-MS-07
AVAILABLE SIZES : 4' / 5' / 6'



MODERN SERIES - 08
ARCH TYPE

PRODUCT NAME : MD - CURVED
PRODUCT CODE : WC-MS-08
AVAILABLE SIZES : 4' / 5' / 6'

*The images shown are for visualization purposes only.

An elegant, durable canopy that will protect you, your home, and your investment for years to come.



ORNAMENTAL SERIES



ORNAMENTAL
SERIES - 01
LEAN TYPE

PRODUCT NAME : OR - LEAN
PRODUCT CODE : WC-OS-01
AVAILABLE SIZES : 4' / 5' / 6'



ORNAMENTAL
SERIES - 02
CHINESE TYPE

PRODUCT NAME : OR - CONCAVE
PRODUCT CODE : WC-OS-02
AVAILABLE SIZES : 4' / 5' / 6'



ORNAMENTAL
SERIES - 03
ARCH TYPE

PRODUCT NAME : OR - GABLE
PRODUCT CODE : WC-OS-03
AVAILABLE SIZES : 4' / 5' / 6'



ORNAMENTAL
SERIES - 04
ARCH TYPE

PRODUCT NAME : OR - CURVED
PRODUCT CODE : WC-OS-04
AVAILABLE SIZES : 4' / 5' / 6'



BUTTERFLY
SERIES - 05
LEAN TYPE

PRODUCT NAME : BF - LEAN
PRODUCT CODE : WC-BS-05
AVAILABLE SIZES : 4' / 5' / 6'



BUTTERFLY
SERIES - 06
CHINESE TYPE

PRODUCT NAME : BF - CONCAVE
PRODUCT CODE : WC-BS-06
AVAILABLE SIZES : 4' / 5' / 6'



BUTTERFLY
SERIES - 07
ARCH TYPE

PRODUCT NAME : BF - GABLE
PRODUCT CODE : WC-BS-07
AVAILABLE SIZES : 4' / 5' / 6'



BUTTERFLY
SERIES - 08
ARCH TYPE

PRODUCT NAME : BF - CURVED
PRODUCT CODE : WC-BS-08
AVAILABLE SIZES : 4' / 5' / 6'

* The images shown are for visualization purposes only.

Built with quality. Built for stability.
Built to last forever.



ENTRANCE CANOPY



ENTRANCE
CANOPY - 01
PEDIMENT TYPE

PRODUCT NAME : **EC - GABLE**
PRODUCT CODE : **EC - 01**
AVAILABLE SIZES : **4' / 5' / 6'**



PRODUCT NAME : **EC - CURVED**
PRODUCT CODE : **EC - 02**
AVAILABLE SIZES : **4' / 5' / 6'**

ENTRANCE
CANOPY - 02
PEDIMENT TYPE



ENTRANCE
CANOPY - 03
ARCH TYPE

PRODUCT NAME : **EC - VAULT**
PRODUCT CODE : **EC - 03**
AVAILABLE SIZES : **4' / 5' / 6'**



PRODUCT NAME : **EC - MANDARIN**
PRODUCT CODE : **EC - 04**
AVAILABLE SIZES : **4' / 5' / 6'**

ENTRANCE
CANOPY - 04
CHINESE TYPE



ENTRANCE
CANOPY - 05
LEAN TYPE

PRODUCT NAME : **EC - PYRAMID**
PRODUCT CODE : **EC - 05**
AVAILABLE SIZES : **4' / 5' / 6'**



PRODUCT NAME : **EC - UMBRELLA**
PRODUCT CODE : **EC - 06**
AVAILABLE SIZES : **4' / 5' / 6'**

ENTRANCE
CANOPY - 06
LEAN TYPE



ENTRANCE
CANOPY - 07
CURVED TYPE

PRODUCT NAME : **EC - END-CURVE**
PRODUCT CODE : **EC - 07**
AVAILABLE SIZES : **4' / 5' / 6'**



PRODUCT NAME : **EC - LEAN REVERSE**
PRODUCT CODE : **EC - 08**
AVAILABLE SIZES : **4' / 5' / 6'**

ENTRANCE
CANOPY - 08
LEAN TYPE

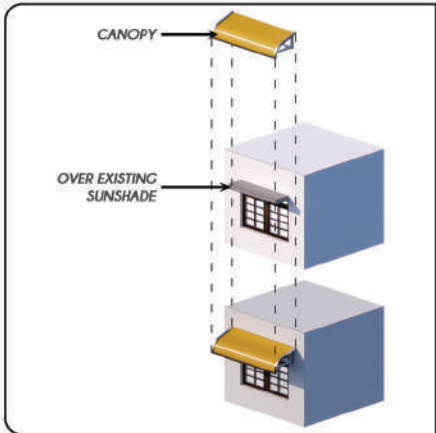
* The images shown are for visualization purposes only.

*Ideal and suitable for all types of
modern & traditional buildings.*

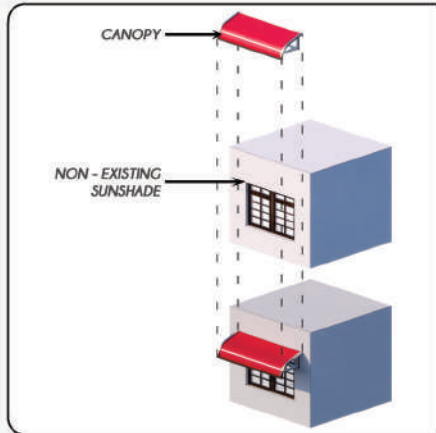
CANOPY INSTALLATION & AVAILABLE FINISHES



INSTALLATION



WINDOW CANOPY INSTALLATION
 ♦ OVER EXISTING SUN SHADE.
 (ISOMETRIC VIEW)
 (ILLUSTRATION)



WINDOW CANOPY INSTALLATION
 ♦ NON - EXISTING SUN SHADE.
 (ISOMETRIC VIEW)
 (ILLUSTRATION)

AVAILABLE IN



ALUMINUM COMPOSITE PANEL (ACP)



METAL ROOF - PPGL



NANO CERAMIC ROOFING TILES

AVAILABLE FINISHES

ACP SHEET COLORS			
TRAFFIC YELLOW	PARROT GREEN	RED	SKY BLUE

NANO CERAMIC ROOFING TILE COLORS			
CHOCOLATE BROWN	BRIGHT BLUE	RED WOOD BROWN	MOSS GREEN

METAL SHEET COLORS			
BRICK RED	GRAPHITE GREY	CAPRI BLUE	ENVIRONMENT GREEN

STRUCTURE COLORS			
WHITE - 0908	MUSHROOM 0422	BLACK - N 0518	AD. GREY 0601

* Available in more finishes and colors.

<p>Ar. J. Mervin William Architect info.jmroofs@gmail.com +91 - 73051 22209 / 87542 87937</p>	<p>Planning Interior Design Landscaping</p> <p>We offer services like 2D plans, 3D models, renderings, elevations, interiors, exteriors, landscaping, etc.</p>
---	--

Brochure designed and composed by Ar. J Mervin William.

You will find a wide variety of styles and colors that blend well into your modern or traditional home.

CUSTOMISED DESIGNS



* The images shown are for visualization purposes only.

Assuring you,
always the best of our services.



JM ROOFS
Precision. Quality. Excellence.

HEAD OFFICE

No.4, F4, 2nd main road
Aishwarya nagar, Kil
Aynambakkam, Ch - 600095

MANUFACTURING UNIT

6/5066, Kallipatti, Manapparai
Taluk, Kannudaiyanpatti,
Trichy dist., TN - 621306.

REACH OUT @

PHONE

+91-73051 22209
+91-87542 87937
044 - 4217 2678

PHONE

+91-89739 02050
+91-87542 87937

WEB & MAIL

www.jm-roofs.com
info.jmroofs@gmail.com

GSTIN : 33CWAPM1185N1ZC
UDYAM : UDYAM-TN-02-0124885

